

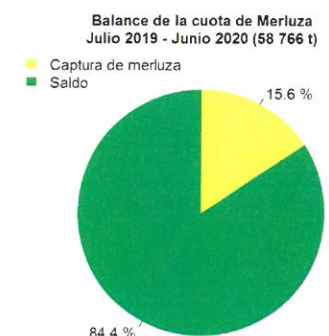
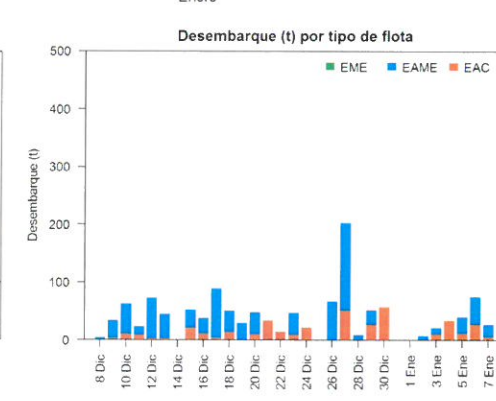
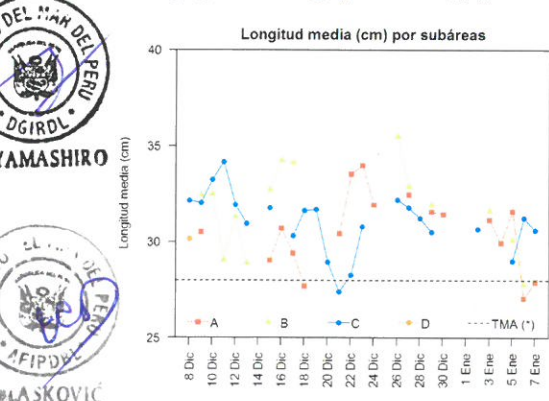
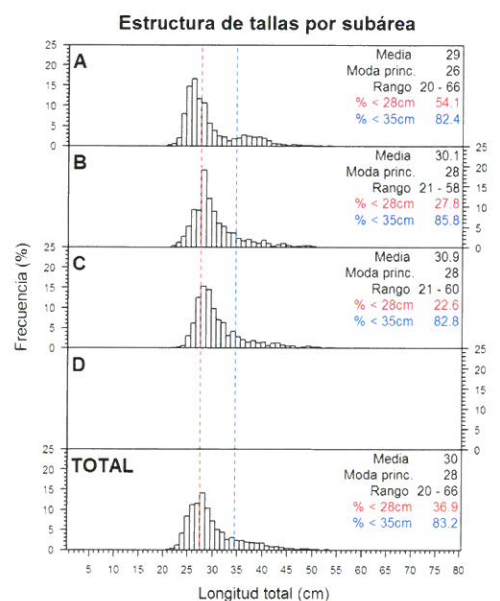
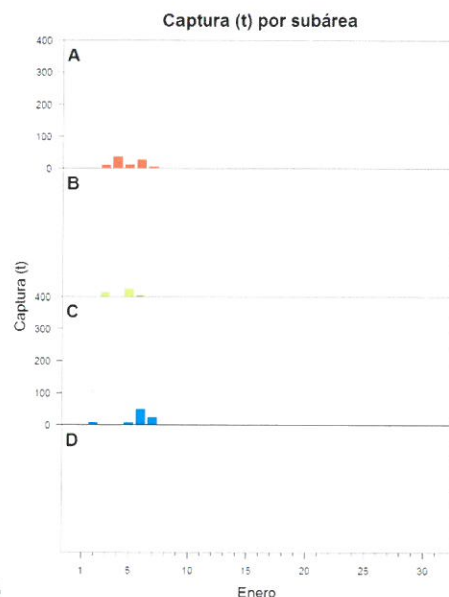
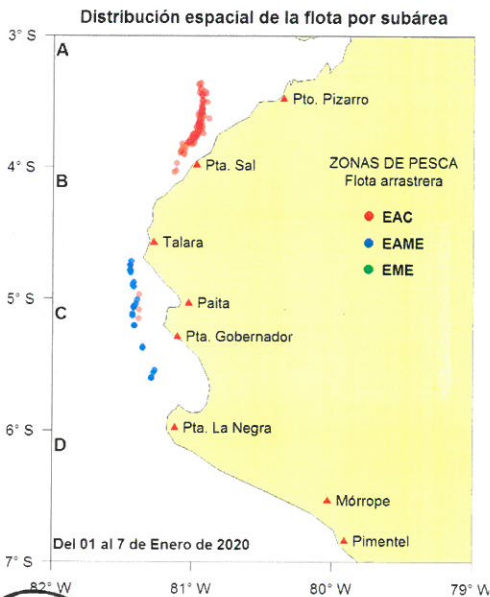


Reporte 1. Pesquería de Merluza

Al 7 de enero de 2020

Desembarque (t) de recursos demersales de la flota arrastrera

	INDUSTRIAL			TOTAL	OTROS	TOTAL	Número embarcaciones		
	EAC	EAME	EME	merluza	demersales		EAC	EAME	EME
jul 2019	989.8	1167.2		2157.0	333.8	2490.8			
ago 2019	1176.4	1732.7		2909.1	728.3	3637.4			
sep 2019	340.4	701.4		1041.8	148.6	1190.4			
oct 2019	502.9	456.7		959.6	293.9	1253.5			
nov 2019	264.8	368.2		633.0	180.3	813.3			
dic 2019	364.1	915.5		1279.6	124.8	1404.4			
01-2 Ene		7.8		7.8	0.5	8.3			
3 Ene	9.8	11.9		21.7	0.5	22.2	1	2	
4 Ene	33.4			33.4	2.3	35.7	4		
5 Ene	11.6	28.2		39.8	2.8	42.6	3	1	
6 Ene	27.2	48.4		75.6	4.5	80.1	5	2	
7 Ene	5	22.9		27.9	0.6	28.5	1	1	
TOTAL	3725.4	5460.9		9186.3	1820.9	11007.2	14	6	



Estadísticas descriptivas de la estructura de tallas por subárea al 7 de enero de 2020

	A				B				C				D			
	Rango	Moda	Media	%<28cm	Rango	Moda	Media	%<28cm	Rango	Moda	Media	%<28cm	Rango	Moda	Media	%<28cm
1-Ene																
2-Ene																
3-Ene	22 - 46	28	31.1	29.2	22 - 50	28	31.6	19.3	22 - 60	28	30.7	19.7				
4-Ene	21 - 66	26	29.9	45.6												
5-Ene	22 - 62	26	31.6	34.9	22 - 58	28	30.1	23.3	21 - 46	28	29	42.3				
6-Ene	20 - 57	26	27	73	21 - 54	26	27.8	58.1	22 - 54	28	31.2	22.4				
7-Ene	21 - 46	26	27.9	67.5	21 - 41	26			21 - 50	29	30.6	20.7				

Cifras preliminares.

(*) Talla Mínima Autorizada