

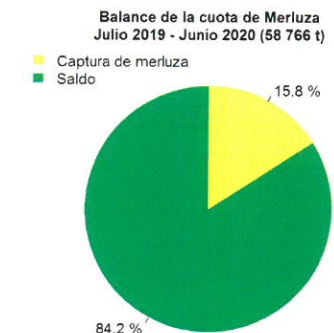
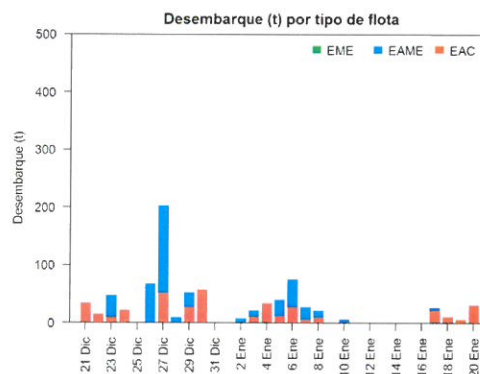
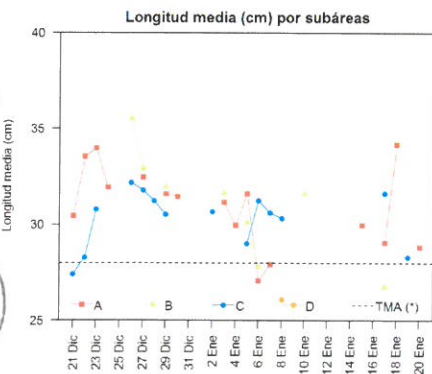
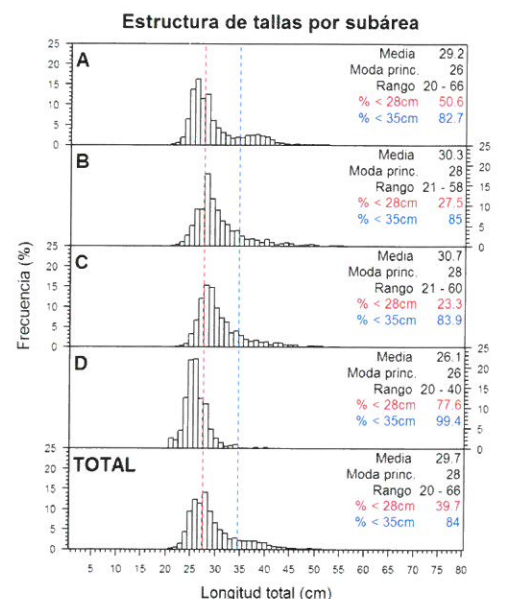
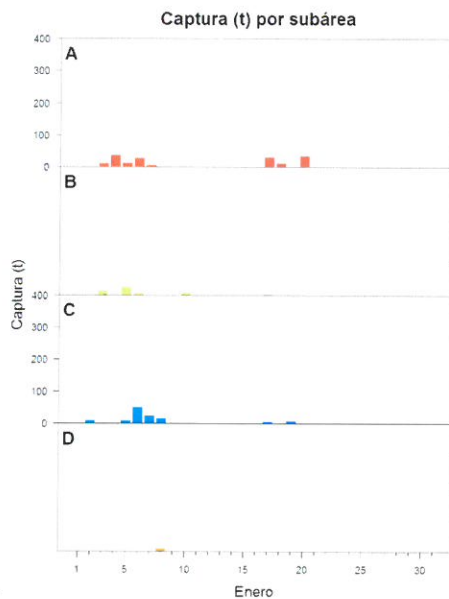
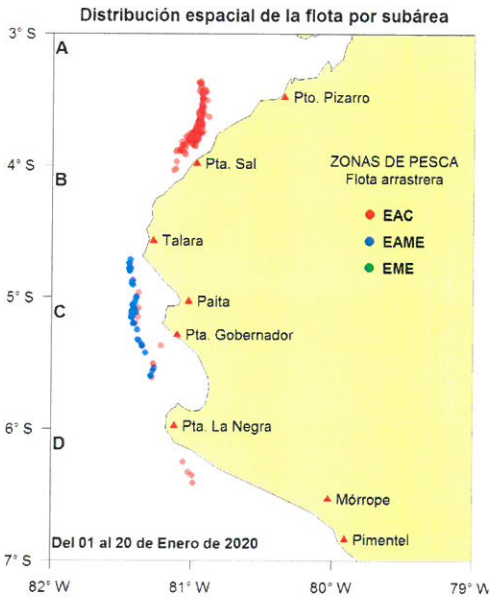


Reporte 1. Pesquería de Merluza

Al 20 de enero de 2020

Desembarque (t) de recursos demersales de la flota arrastrera

	INDUSTRIAL			TOTAL	OTROS	TOTAL	Número embarcaciones		
	EAC	EAME	EME	merluza	demersales		EAC	EAME	EME
jul 2019	989.8	1167.2		2157	333.8	2490.8			
ago 2019	1176.4	1732.7		2909.1	728.3	3637.4			
sep 2019	340.4	701.4		1041.8	148.6	1190.4			
oct 2019	502.9	456.7		959.6	293.9	1253.5			
nov 2019	264.8	368.2		633	180.3	813.3			
dic 2019	364.1	915.5		1279.6	124.8	1404.4			
01-15 Ene	96.7	138.5		235.2	12.8	248			
16 Ene									
17 Ene	21.8	5.1		26.9	7.5	34.4	2	1	
18 Ene	10.6			10.6	1.2	11.8	2		
19 Ene	5.6			5.6	1.4	7	1		
20 Ene	30.9			30.9	2.6	33.5	2		
<b>TOTAL</b>	<b>3804</b>	<b>5485.3</b>		<b>9289.3</b>	<b>1835.2</b>	<b>11124.5</b>	<b>7</b>	<b>1</b>	



Estadísticas descriptivas de la estructura de tallas por subárea al 20 de enero de 2020

	A				B				C				D			
	Rango	Moda	Media	% < 28cm	Rango	Moda	Media	% < 28cm	Rango	Moda	Media	% < 28cm	Rango	Moda	Media	% < 28cm
14-Ene																
15-Ene	23 - 48	29	29.9	39.4												
16-Ene																
17-Ene	20 - 55	25	29	50.8	21 - 55	26	26.7	73.3	22 - 48	29	31.6	10.8				
18-Ene	22 - 59	27	34.2	21.3												
19-Ene									21 - 42	27	28.3	45.1				
20-Ene	21 - 50	26	28.8	48.3												

Cifras preliminares.  
(\* Talla Mínima Autorizada)